



Color!
Exciting!
Fun!

Grade
P
re
Numbers
&
Counting

BRIGHTER CHILD™ SERIES

NUMBERS & COUNTING



BASIC SKILLS WORKBOOK WITH ANSWER KEY







Identifying Groups of 9 and 10 Objects; Writing the Numbers 9 and 10



Directions: Write the numbers 9 and 10.

9 9

10 10



Directions: Draw balloons with strings to show the number in each box.





Identifying Groups of 7 Through 10 Objects

Directions: Draw a circle around the correct number of each group.

7 8 9

7 8 9

7 8 9

8 9 10


8 9 10





7 8 9



Solving Problems Using Pictures

Directions: Look at the picture. Draw a line to match each picture with the correct number.



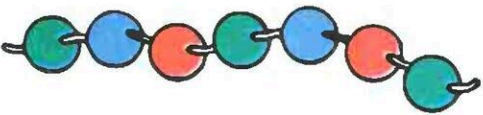





			
7	8	9	10



Counting Forward Through 10

Directions: Count the beads in each row. Write the number.






Ordering Numbers 1 Through 10

What's inside?

Directions: Beginning with 1, join the dots in order.



1 2 3 4 5 6 7 8 9 10

HONOR ROLL AWARD

_____ has received this Honor Roll Award for outstanding achievement in

grade _____ subject _____

Congratulations for being a great student!



Honor Roll Sponsor

Date

James M. Landoll

James M. Landoll
Chief Executive Officer
Brighter Child

Give this award to recognize outstanding achievement after the book has been completed. Cut out the award, fill in the name of your child, the grade and subject, sign and date as the Honor Roll Sponsor and display the award so family and friends can share the excitement of your child's success.

A Brighter Child - A Brighter Future

The **BRIGHTER CHILD™** Series is available
in the following subject areas and grades.

Preschool

- Colors and Shapes
- Numbers and Counting
- Alphabet and Letters

Grade K

- Reading & Phonics
- Math
- English & Phonics

Grade 1

- Reading & Phonics
- Math
- English - Grammar & Writing
- Reading Comprehension
- Spelling & Writing

Grade 2

- Reading
- Math
- English
- Reading Comprehension
- Spelling & Writing

Grade 3

- Reading
- Math
- English
- Reading Comprehension
- Spelling & Writing

Grade 4

- Reading
- Math
- English
- Reading Comprehension
- Spelling & Writing

Grade 5

- Reading
- Math
- Reading Comprehension
- Spelling & Writing

Grade 6

- Reading
- Math
- Reading Comprehension
- Spelling & Writing

MUPPET PRESS™/BRIGHTER CHILD™ WORKBOOKS - Preschool & Kindergarten

- Letters: Capital & Small
- Beginning Sounds: Phonics
- Sorting & Ordering
- Thinking Skills
- Sound Patterns: More Phonics
- Same & Different

MUPPET PRESS™/BRIGHTER CHILD™ FLASHCARDS

- Addition
- Subtraction
- Multiplication
- Division
- Alphabet
- Phonics
- Numbers & Counting
- Colors, Shapes, and More

AMERICAN EDUCATION PUBLISHING

425 Orange Street
Ashland, Ohio 44805

Written, Produced
and Manufactured in the U.S.A.

BRIGHTER CHILD - NUMBERS & COUNTING



7 19531 41110 9

ISBN - 1-56188-857-X

Item #057-X

Brighter Child Series™

You told us what you needed... *We listened!!*

Advantages of the Brighter Child Series:

- ✓ Written by Professionals to ensure good learning of basic skills.
- ✓ Complete directions and examples encourage independent study.
- ✓ Review lessons are built in for improved retention.
- ✓ Answer Key included to measure performance and help instruction.
- ✓ Highly illustrated, creative lessons motivate learning.

To The Parent...

Working with your child at home helps to ensure successful learning of basic skills. Learning becomes exciting, rewarding and fun! Here are some suggestions for learning at home.

- Provide a pleasant place to work.
- Make sure your child understands the directions. The directions on each page are easy to understand. The Answer Key will help you to explain the lesson. Take the time to ensure your child understands what is to be done.
- Spend time with your child. Go over the completed lessons together.
- Praise your child's efforts and encourage good learning habits.
- The Honor Roll Certificate will give your child a sense of achievement and confidence. Use the certificate after the book has been completed.

© copyright 1992 by American Education Publishing Company. All rights reserved. No part of this book may be reproduced, stored in a retrieval system, or transmitted in any form or by any means, electronic, mechanical, photocopying, microfilming, recording, or otherwise without written permission from the publisher.

Portions of this series are taken in part from the Master Skills Series © copyrighted 1991, 1995 by American Education Publishing Company. The Brighter Child Series and its distinctive marks are trademarks of American Education Publishing Company.

NOTICE

Permission for reproduction of this material by the classroom teacher for use with students, not commercial resale, is granted by virtue of the purchase of this book.

Printed in the United States of America

**AMERICAN
EDUCATION
PUBLISHING**

425 Orange Street
Ashland, Ohio 44805



Table of Contents

Bibliography	2
Matching objects one-to-one	3
Identifying groups that have the same number of objects	4
Comparing two groups to determine which has more	5
Comparing two groups to determine which has fewer	6
Identifying groups of 1 and 2 objects	7
Identifying groups of 1 and 2 objects; Writing the numbers 1 and 2	8
Identifying groups of 3 and 4 objects	9
Identifying groups of 3 and 4 objects; Writing the numbers 3 and 4	10
Identifying groups of 5 and 6 objects	11
Identifying groups of 5 and 6 objects; Writing the numbers 5 and 6	12
Identifying groups of 1 through 6 objects	13
Solving problems using pictures	14
Counting forward through 6	15
Ordering numbers 1 through 6	16
Identifying groups of 7 and 8 objects	17
Identifying groups of 7 and 8 objects; Writing the numbers 7 and 8	18
Identifying groups of 9 and 10 objects	19
Identifying groups of 9 and 10 objects; Writing the numbers 9 and 10	20
Identifying groups of 7 through 10 objects	21
Solving problems using pictures	22
Counting forward through 10	23
Ordering numbers 1 through 10	24



Bibliography

Enjoy these books about numbers and counting.

Anno's Counting Book by Mitsumasa Anno (Crowell, 1977).

Count-a-saurus by Nancy Blumenthal (Macmillan, 1989).

Scott Gustafson's Animal Orchestra: A Counting Book by Scott Gustafson
(Contemporary Books, Inc., 1988).

Count and See by Tana Hoban (Macmillan, 1972).

Knowabout Counting by Henry Pluckrose (Franklin Watts, 1988).

Peter Rabbit's 1 2 3 with new reproductions from the original
illustrations by Beatrix Potter (F. Warne & Co., 1987).


My First Look at Counting (Random House, 1991).

Animal Babies 1 2 3 by Eve Spencer (Raintree, 1990).

Numbers at Play: A Counting Book by Charles Sullivan
(Rizzoli International Publications, Inc., 1992).

Numbers by Monique Felix (Creative Editions, 1993)






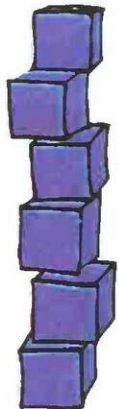






These lines and arrows show how to print the numbers.














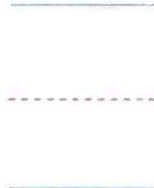


Counting Forward Through 6

Directions: Count each group of blocks. Trace each number.

Directions: Count each group of blocks. Write the number.


					
					



Ordering Numbers 1 Through 6

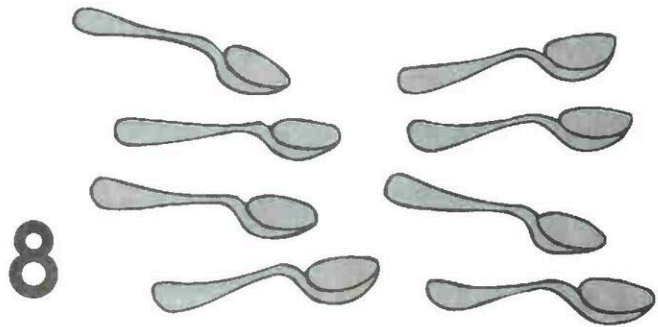
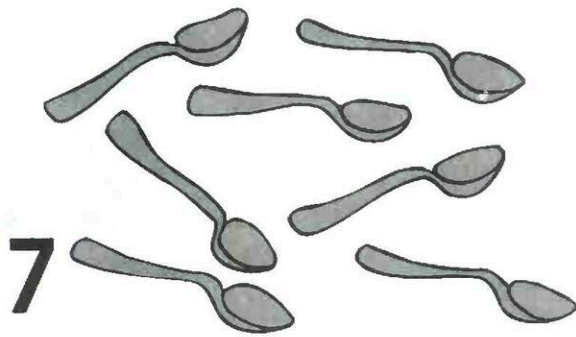
Where Is Snowball?

Directions: Beginning with 1, join the dots in order.

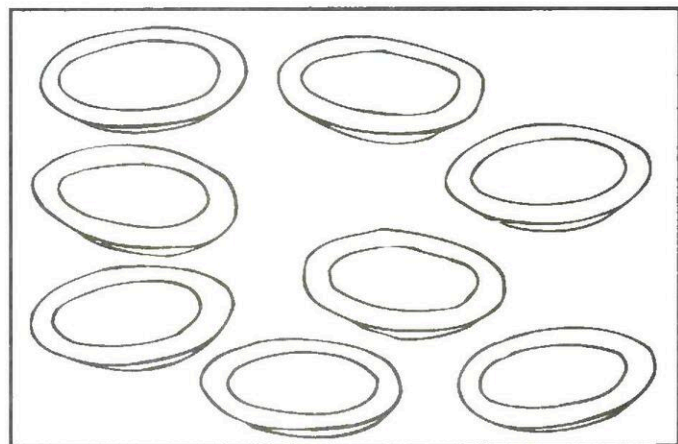
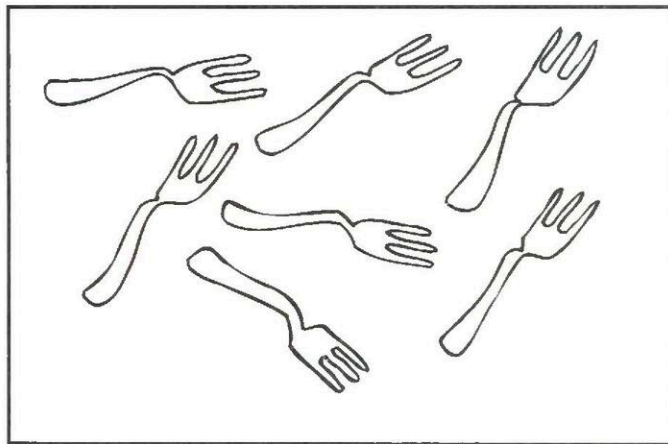

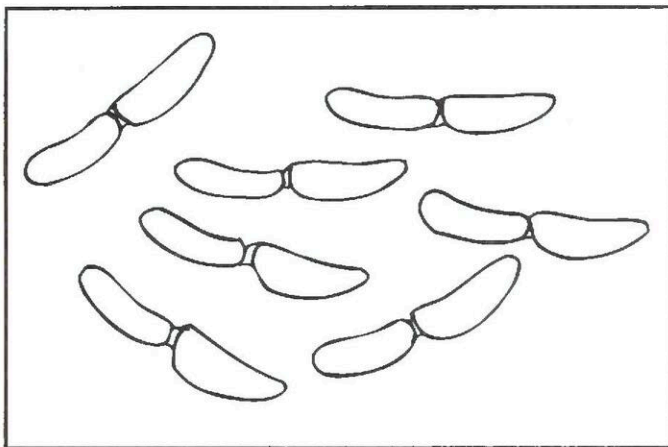




Identifying Groups of 7 and 8 Objects



Directions: Circle the groups of 7. Color the groups of 8.





Identifying Groups of 7 and 8 Objects; Writing the Numbers 7 and 8

Directions: Write the numbers 7 and 8.

7 7

8 8

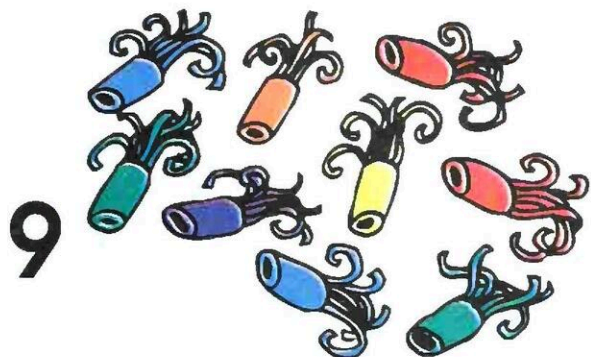
Directions: Draw peas on each plate to show the number in each box.

7

8



Identifying Groups of 9 and 10 Objects



Directions: Circle the groups of 9. Color the Groups of 10.

